TURIAN Eng SMONTAGGIO e MONTAGGIO GIUNTI ROTANTI serie GR

Rimuovere anello elastico

Avvitare tappo su corpo



Avvitare flangia SMTG su rotore



Estrarre rotore completo

Rimuovere tenuta da corpo

Rimuovere tenute e cuscinetti

Pulire accuratamente ed asciugare

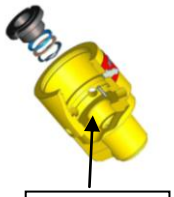

Inserire tenuta allineandola

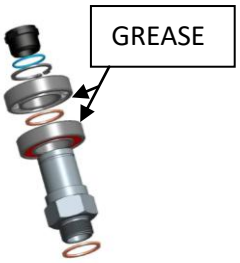

Assemblare rotore

Lubrificare O-Ring sede carbone

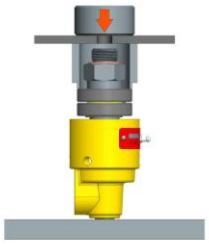

Inserire rotore assemblato nel corpo

Fino a scoprire cava anello arresto

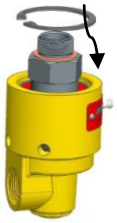

Inserire anello arresto

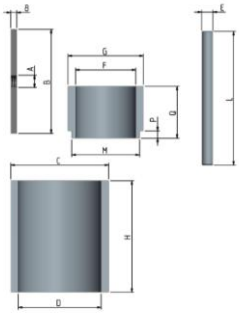

Attrezzi per SMTG e MTG

GR	A	B	C	D	E	F	G	H	L	P	Q
8											
10											
15											
20											
25											
32											
40											
50											