TURIAN Eng *DESMONTAJE y REMONTAJE* JUNTA ROTATIVA *tipo* GR

Retire el anillo resorte

Atornille un tapón en el



Screw Dismounting flange on rotor



Quitar el rotor

Quitar el sello

Quitar sellos y rodamientos

Limpiar cuidadosamente y secar

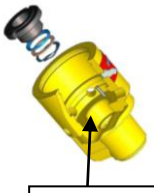

ENGRASAR

Insertar sello y alinearlo

GRASA

Montar rotor

GRASA

Lubricar asiento carbónt O-Ring

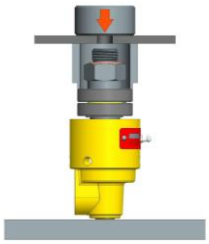

Insertar el rotor



Hasta la ranura tope

Insertar anillo resorte

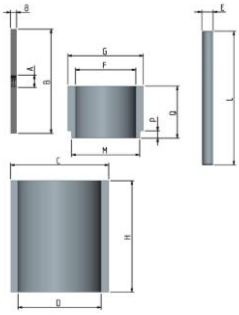

herramientas montaje/desmontaje

GR	A	B	C	D	E	F	G	H	L	P	Q
8											
10											
15											
20											
25											
32											
40											
50											